

Building your high-quality smart watch brand
starts here




Customized Smart Watches with HUAWEI smart movement

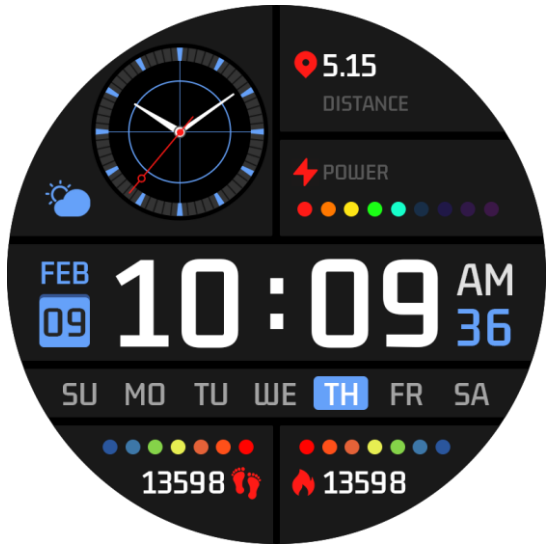
Building your high-quality smart watch brand
starts here



Customize The Startup Screen



Customized Watch Face



Customized Watch Face



Building your high-quality smart watch brand starts here



Customized Smart Watches with HUAWEI smart movement

Building your high-quality smart watch brand starts here



Version A



Version B



Version C



Version D



Version E



Version F

- Case Size: 45.6x51.7mm.
- Bracelet Size: 22.0x20.0mm.
- Opening: --- mm.
- Crown Size: ϕ 7.5mm.
- Movement: HUAWEI SMART MOVEMENT

Model A



Version A



Version B



Version C



Version D



Version E



Version F

- Case Size: 46.0x51.0mm.
- Bracelet Size: 23.5x20.0mm.
- Opening: --- mm.
- Crown Size: ø8.0mm.
- Movement: HUAWEI SMART MOVEMENT

Model B



Version A



Version B



Version C



Version D



Version E



Version F

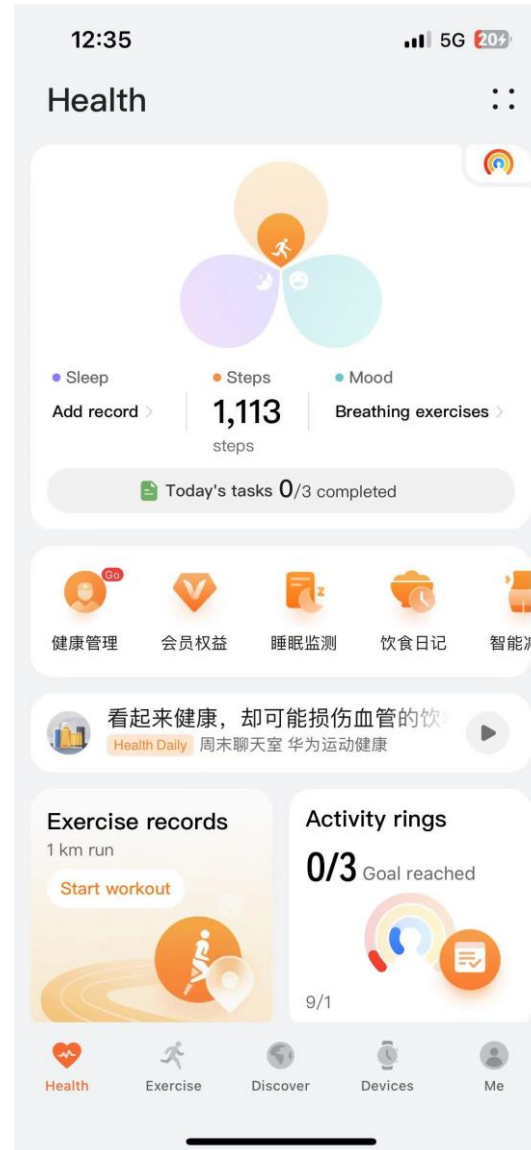
- Case Size: 46.0x51.0mm.
- Bracelet Size: 23.5x20.0mm.
- Opening:---- mm.
- Crown Size: ø8.0mm.
- Movement: HUAWEI SMART MOVEMENT



Buckle

Model C




- Application:
- HUAWEI Health



| | | | | | |
|---|--|---|--|--|---|
| Remote shutter  | Workout records  | Workout status  | Breathing exercises  | SpO2  | Activity records  |
| Sleep  | Stress  | Heart rate  | Music  | Workout  | Notifications  |
| Weather  | Cycle Calendar  | Settings  | Stopwatch  | Timer  | Alarm  |
| Find Phone  | Healthy Living  | Flashlight  | Call log  | Compass  | -- |
| -- | -- | Contacts  | -- | -- | -- |

Features

Bluetooth connection status

| | | |
|--|---|---|
| <p>Disconnected from the phone's Bluetooth and the Huawei Health app</p>  | <p>Connected to the phone's Bluetooth and the Huawei Health app</p>  | <p>Connected to the phone's Bluetooth but disconnected from the Huawei Health app</p>  |
|--|---|---|

Building your high-quality smart watch brand starts here

| | | | |
|---------------------|--|---|---|
| Photos |  |  |  |
| Model Number | Model A | Model B | Model C |
| Dimensions | 46*46*10mm | 46*46*9.5mm | 46*46*9.5mm |
| Wrist Size | 165-220mm | 165-220mm | 160-240mm |
| Weight | 95g | 92g | 165g |
| Material | Stainless steel case, FKM band | Stainless steel case, FKM band | Stainless steel case and band |
| Display | 1.32 inches AMOLED Colour Screen 466 × 466 pixels, PPI 352 | | |
| Sensor | Accelerometer sensor Gyroscope sensor Magnetometer sensor Optical heart rate sensor Barometer sensor | | |
| Button | Rotatable crown, support long press, short press, etc | | |
| Charging Port | Wireless charging | | |
| System Requirements | Android 7.0 or later, iOS 9.0 or later | | |
| Waterproof Level | 5ATM *The watch complies with the 5 ATM-rated resistance level under the ISO 22810:2010 standard, which indicates that it can withstand up to 50-metre static water pressure for 10 minutes, but does not mean that it is water-resistant in water that is 50-metre deep. *It can be used for shallow water activities, such as swimming in a swimming pool or along the coast. It should not be worn when snorkelling, diving, taking a hot shower, in a hot spring or sauna, or engaged in other water or deep water activities that feature high-speed water flow. Remember to rinse off the watch with freshwater and wipe it dry after wearing it in ocean water. *Water resistance is not permanent, and performance may deteriorate with daily wear and tear. | | |
| Connectivity | GPS Supported/Bluetooth Supported | | |
| Speaker | Supported | | |
| Microphone | Supported | | |
| Environment | Temperature -20°C ~ +45°C 7-day for typical usage | | |
| Battery Life | *The typical usage scenario: 30 minutes of Bluetooth calling every week, 30 minutes of music playing every week, heart rate monitoring enabled, HUAWEI TruSleep™ enabled for sleeping, 60 minutes of working out every week (GPS enabled), message notifications enabled (50 SMS messages, 6 calls, and 3 alarms a day), screen is turned on for 200 times a day. Actual battery life varies depending on use habits. 4-day for heavy usage. *The heavy usage scenario: 30 minutes of Bluetooth calling every week, 30 minutes of music playing every week, heart rate monitoring enabled, HUAWEI TruSleep™ enabled for sleeping, stress monitoring enabled 180 minutes of working out every week (GPS enabled), message notifications enabled (50 SMS messages, 6 calls, and 3 alarms a day), screen is turned on 30 minutes a day. | | |
| In The Box | Watch × 1 Charging Cradle (including the charging cable) × 1 Quick Start Guide & Safety Information & Warranty Card × 1 | | |